

discover

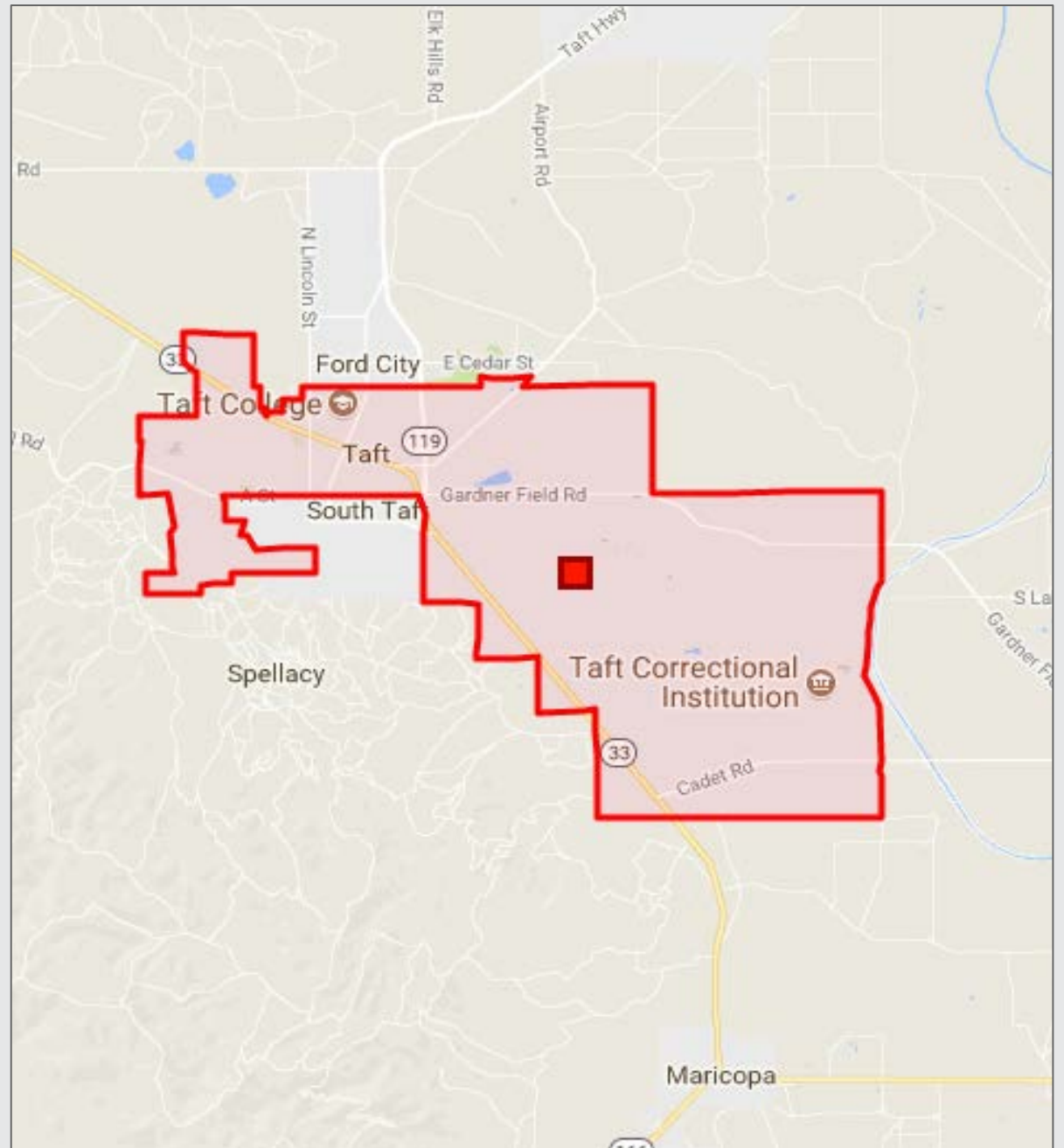


State of California

Population 39.54 million

Taft, CA

Population 9,105



discover

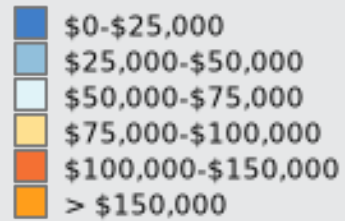
Residential Population Density

• 1 dot = 100

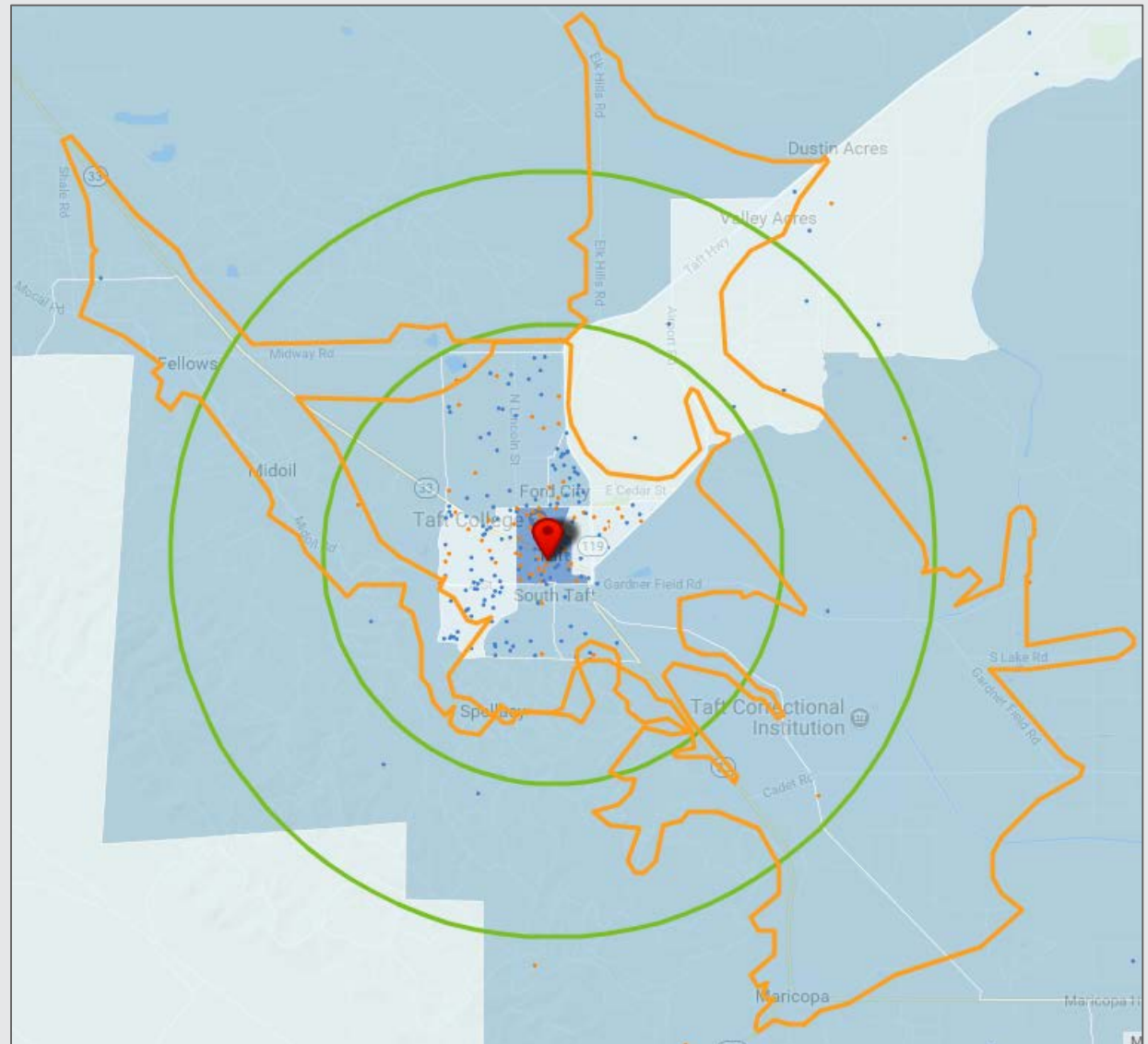
Daytime Employee Population Density

• 1 dot = 100

Median Household Income



Study Area



discover

Category	5-Mile Radius	10-Mile Radius	15-Mile Radius	10-Minute Drive Time	15-Minute Drive Time	20-Minute Drive Time
Current Year Estimated Population	15,473	19,911	20,797	18,085	19,818	20,333
Number of Households	4,830	5,664	5,956	5,027	5,630	5,812
Projected Annual Growth (5 YR)	7.98%	7.50%	7.60%	7.40%	7.50%	7.52%
Median HH Income 2016	\$45,317	\$46,009	\$46,205	\$45,655	\$45,985	\$46,152
Current Year Average Age	35.7	36.5	36.7	36.2	36.5	36.6
Average Home Value	\$232,195	\$230,959	\$233,506	\$233,073	\$231,124	\$231,994
Current Year % Bachelor's Degree	8%	7%	7%	7%	7%	7%
Daytime Population	41,148	43,210	46,063	41,531	42,789	44,033
Labor Force	7,024	8,203	8,447	7,642	8,167	8,287