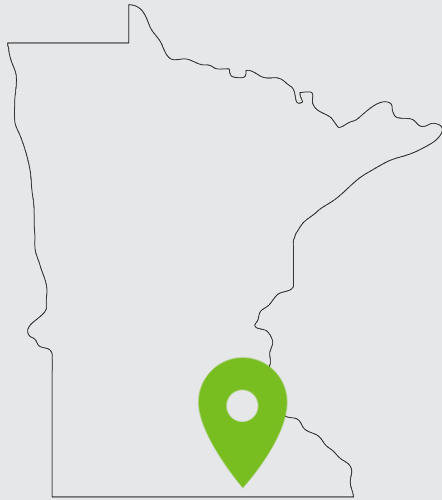


discover

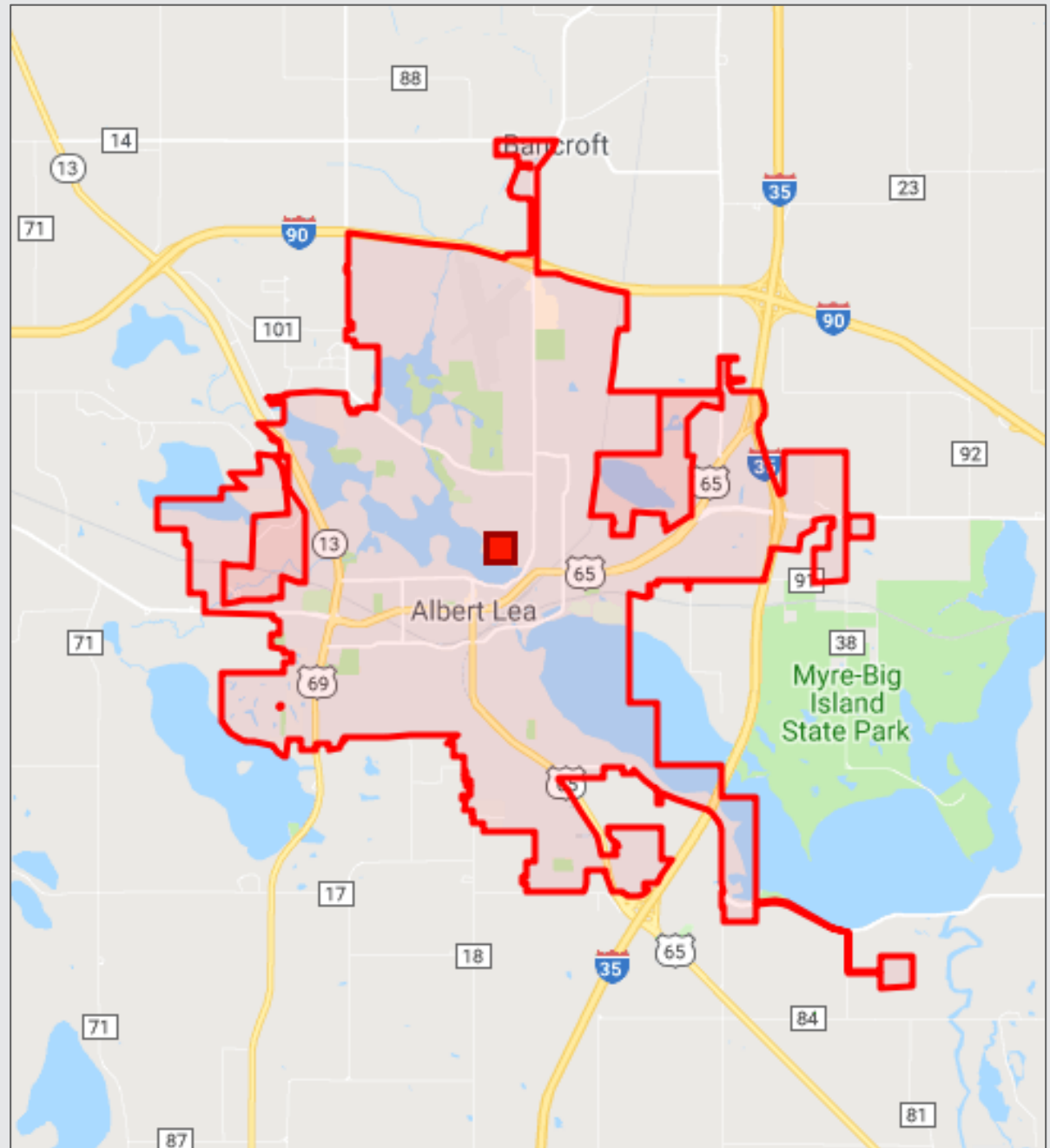


State of Minnesota

Population 5.58 million

Albert Lea, MN

Population 17,816



discover

Residential Population Density

• 1 dot = 100

Daytime Employee Population Density

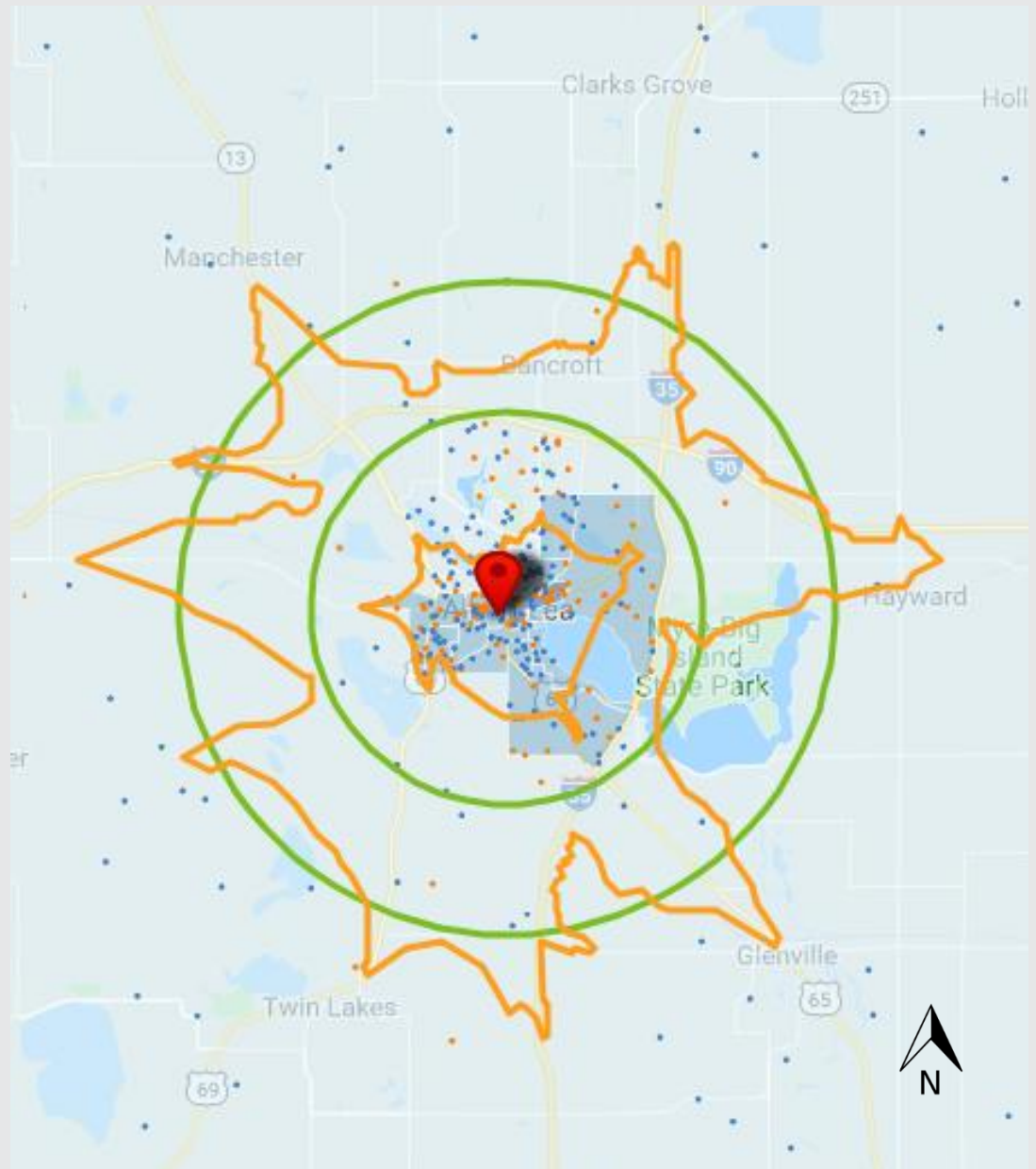
• 1 dot = 100

Median Household Income

- \$0-\$25,000
- \$25,000-\$50,000
- \$50,000-\$75,000
- \$75,000-\$100,000
- \$100,000-\$150,000
- > \$150,000

Study Area

- 3.00 mi
- 5.00 mi
- 0-5 min
- 0-10 min



discover

Category	5-Mile Radius	10-Mile Radius	15-Mile Radius	10-Minute Drive Time	15-Minute Drive Time	20-Minute Drive Time
Current Year Estimated Population	17,616	23,602	31,817	19,785	24,695	31,994
Number of Households	7,581	10,091	13,460	8,515	10,534	13,482
Projected Annual Growth (5 YR)	-0.28%	-0.28%	-0.11%	-0.22%	-0.30%	-0.34%
Median HH Income 2016	\$45,266	\$47,350	\$50,244	\$45,205	\$47,771	\$50,246
Current Year Average Age	42.7	43.4	43	43.3	43.4	43.2
Average Home Value	\$145,733	\$159,110	\$172,592	\$150,196	\$162,341	\$172,228
Current Year % Bachelor's Degree	14%	15%	18%	14%	15%	15%
Daytime Population	21,026	24,728	35,054	22,624	25,255	30,140
Labor Force	9,076	12,308	16,739	10,232	12,913	16,939